



## CUBE

### The classic waste solution

CUBE is the first waste system with flexible storage that we developed for drawers. It is elegantly designed with its metal sides that also makes it possible to divide a drawer if you want to create more space. We have updated CUBE with the range of bins that we now use in most waste solutions. They are modern, feels good to handle and can easily be divided into smaller sections.

This is still the best solution mainly when you have drawers with curved sides. CUBE is installed on the bottom of the drawer and is easy to assemble.



CUBE 400



CUBE 600

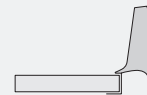


CUBE 800


## MEASUREMENTS

	Depth	Width	Height
CUBE 400	404 mm	318 mm	305 mm
CUBE 600	404 mm	518 mm	305 mm
CUBE 800	404 mm	718 mm	305 mm


## DRAWER TYPE



## AVAILABLE COLOURS



Silver



White

## OPTION FOR FOOD WASTE



Our ventilated food waste bin HERO can be used in CUBE. It is developed to go with both paper and plastic bags of different kinds to fit all European standards.